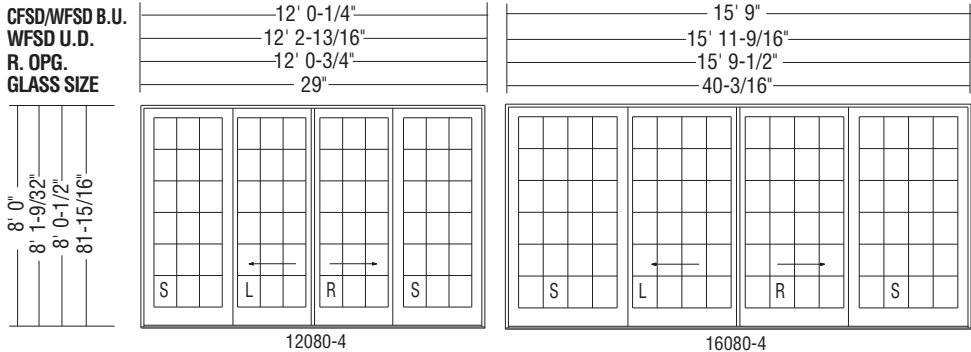
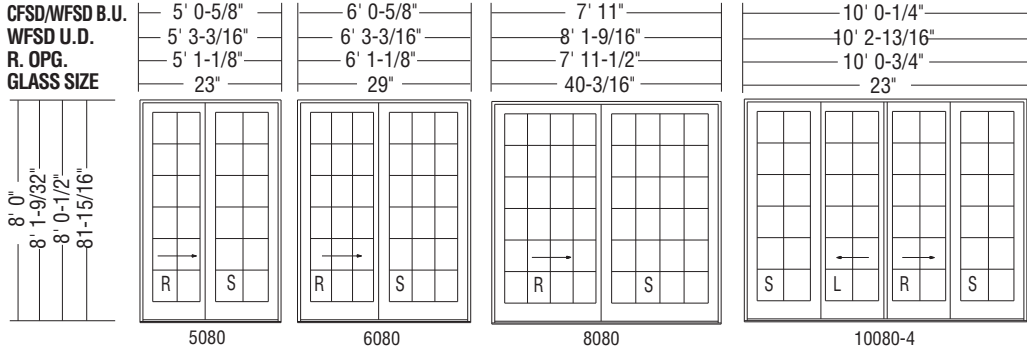
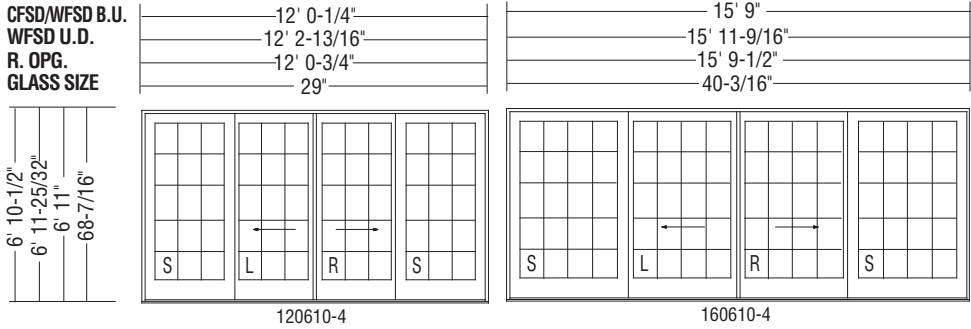
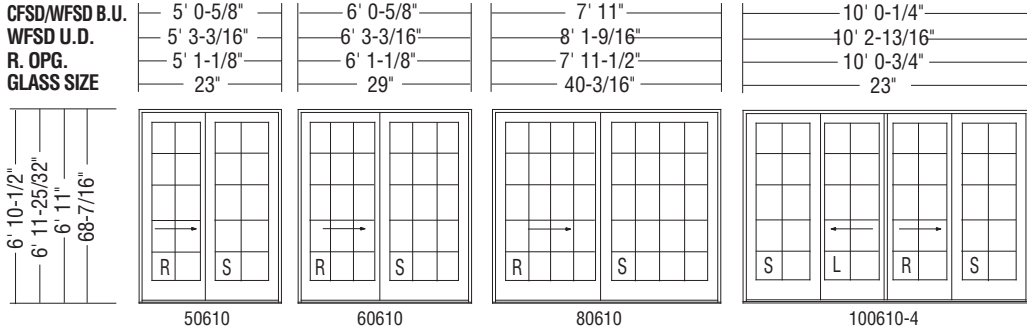
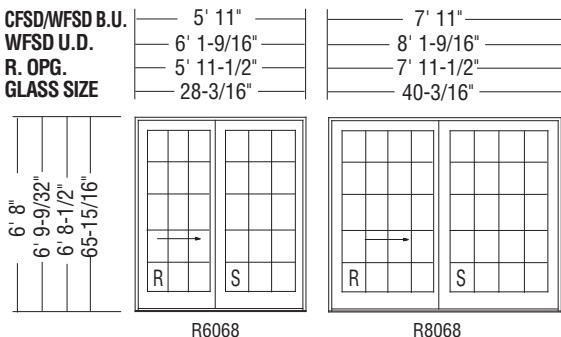


FRENCH SLIDING DOOR ELEVATIONS



FRENCH SLIDING REPLACEMENT DOOR ELEVATIONS



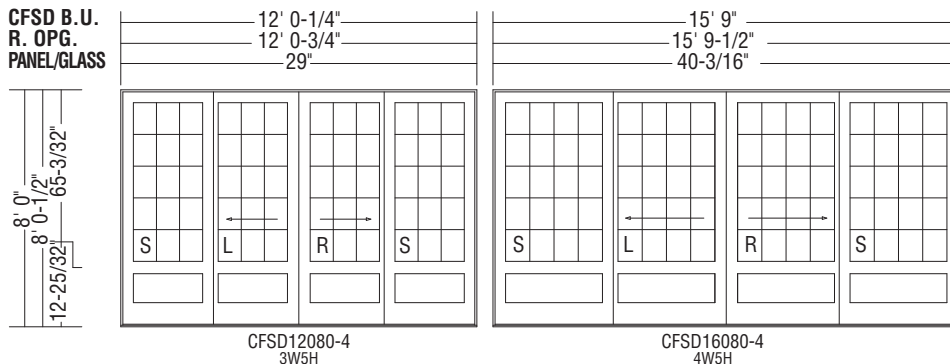
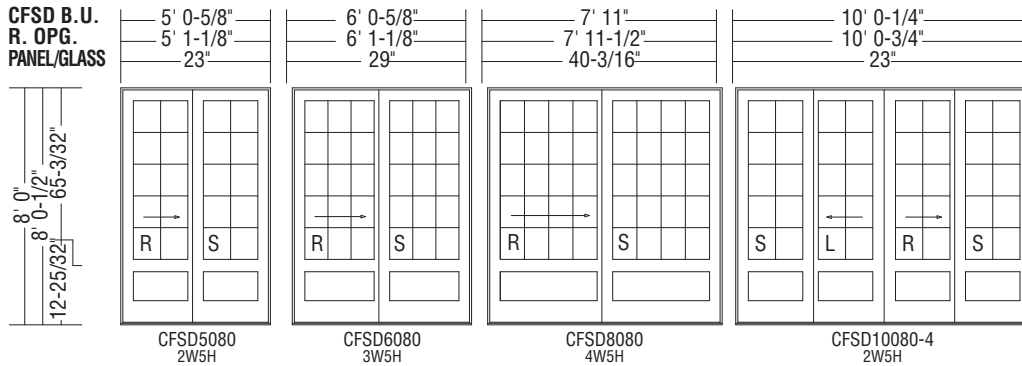
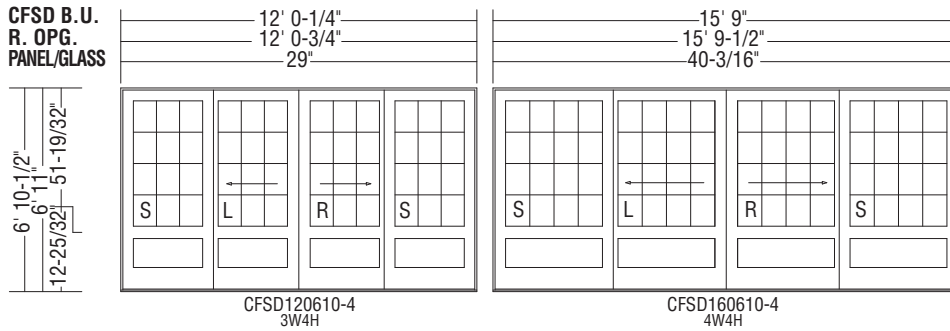
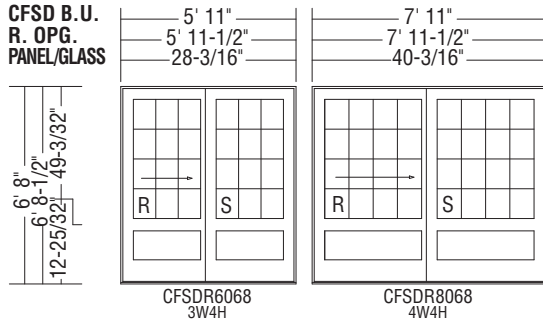
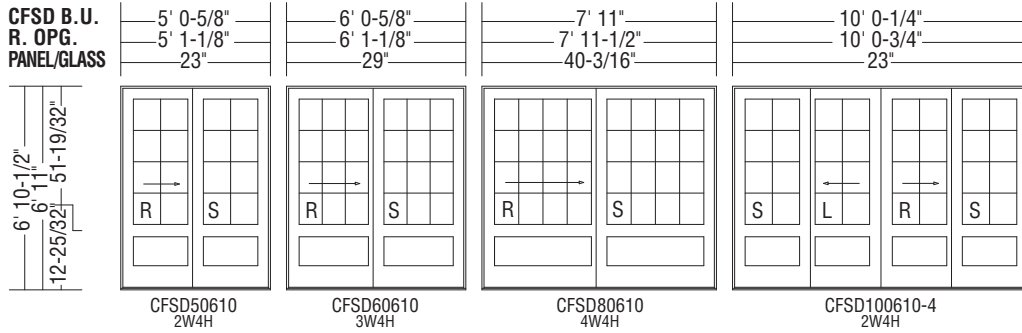
Light Pattern Shown Is Standard.

NOTE

Insert the following prefix codes before the unit number when ordering from our French sliding door product line:

- CFSD = Clad French sliding door
- CFSDT = Clad French sliding door transom
- CFSDSL = Clad French sliding door side light
- HRCFSD = Clad French sliding door half round
- ELCFSD = Clad French sliding door ellipse
- WFSD = Wood French sliding door
- WFSDT = Wood French sliding door transom
- WFSDSL = Wood French sliding door side light
- HRWFSD = Wood French sliding door half round
- ELWFSD = Wood French sliding door ellipse

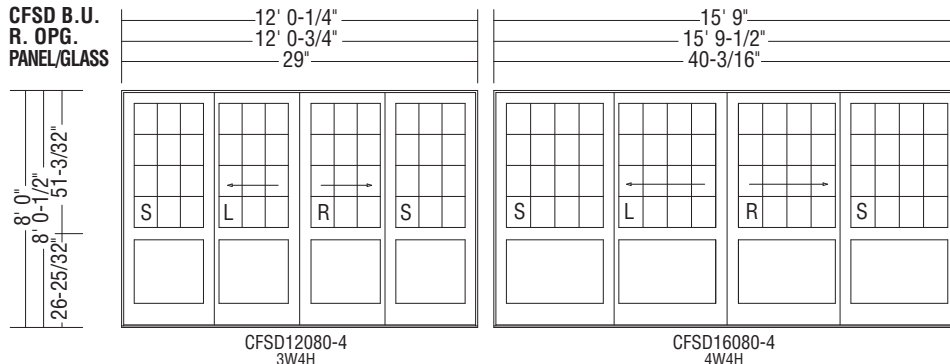
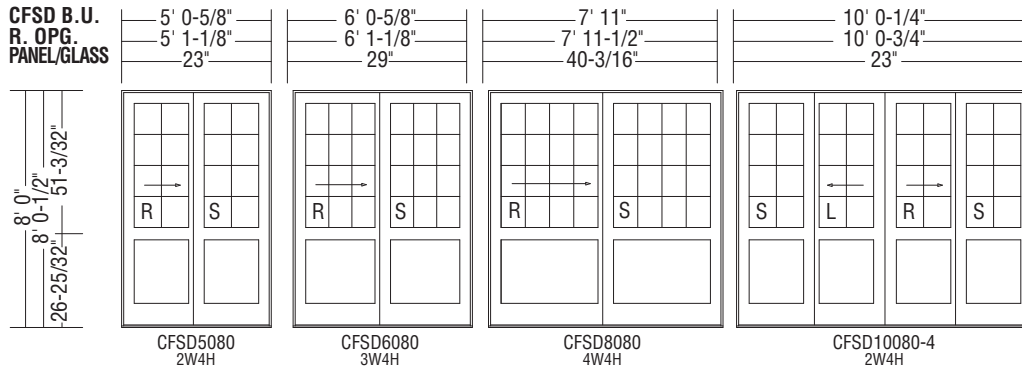
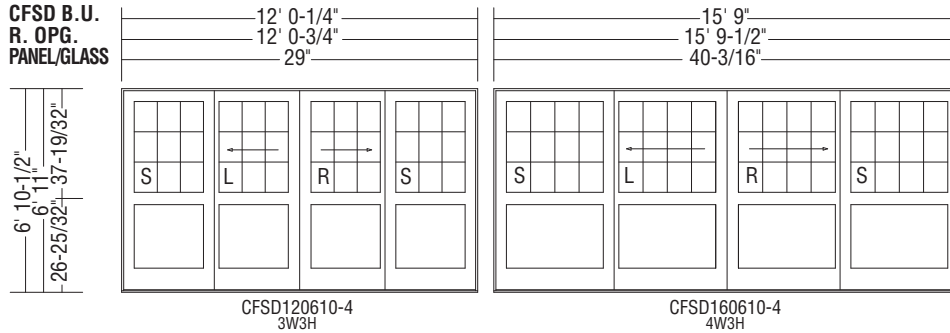
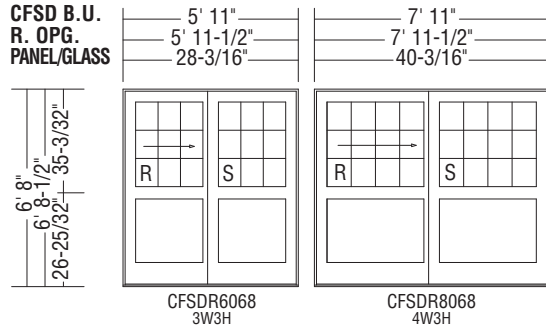
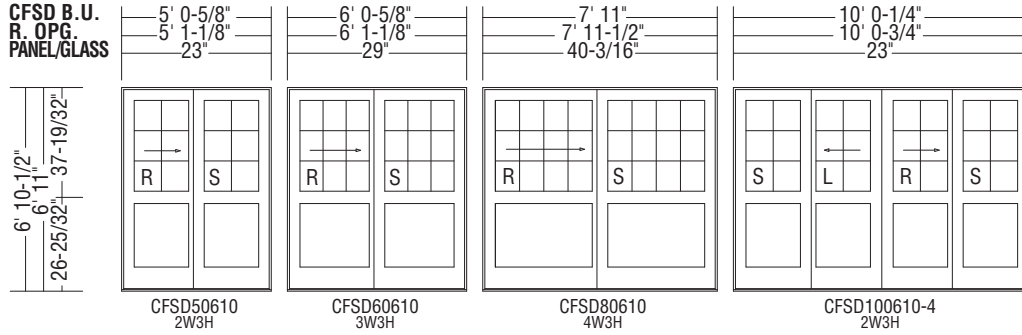
FRENCH SLIDING PANEL DOOR ELEVATIONS



NOTE

- HINGING CODES FOR FRENCH SLIDING DOORS (shown as RS):
 - Specify RS or SL for 2 panel door.
- Handing on French sliding doors is not reversible in the field.
- Bottom of unit to center of mid rail = 24"

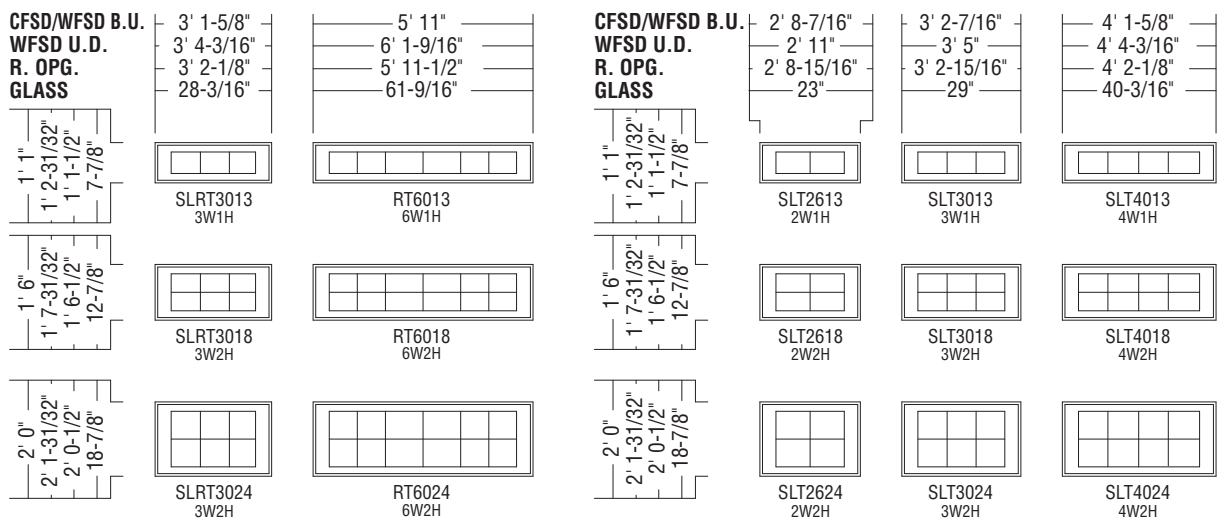
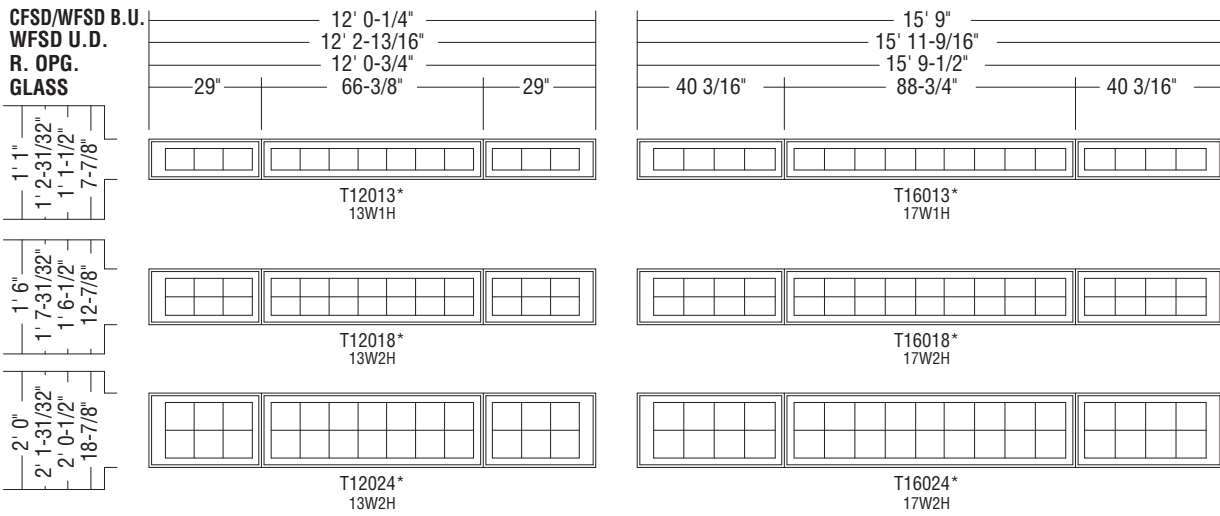
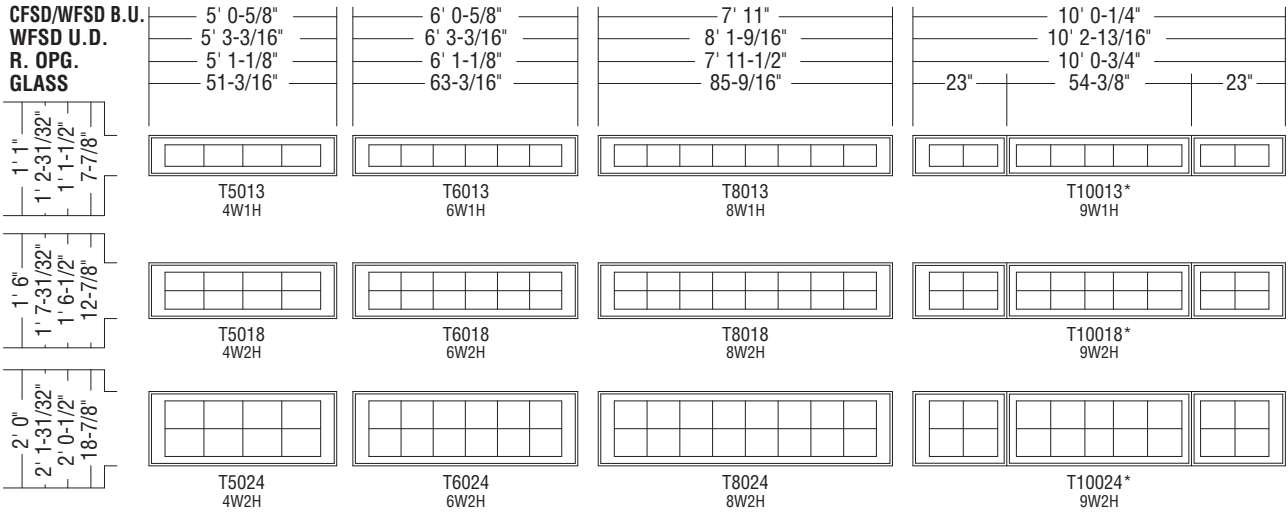
FRENCH SLIDING PANEL DOOR ELEVATIONS



NOTE

- Bottom of unit to center of mid rail = 38"

FRENCH SLIDING DOOR TRANSOM ELEVATIONS



Light Pattern Shown Is Standard.

NOTE

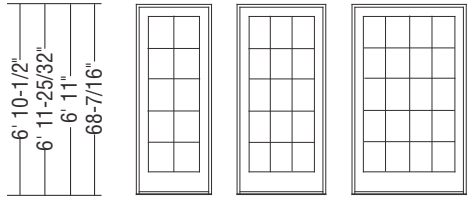
Insert the following prefix codes before the unit number when ordering from our French sliding door product line:

- CFSDT = Clad French sliding door transom
- WFSDT = Wood French sliding door transom


*Indicates a transom that consists of individual units that are factory mullered together.

FRENCH SLIDING DOOR SIDE LIGHT ELEVATIONS

CFSD/WFSD B.U.	2' 8-7/16"	3' 2-7/16"	4' 1-5/8"
WFSD U.D.	2' 11"	3' 5"	4' 4-3/16"
R. OPG.	2' 8-15/16"	3' 2-15/16"	4' 2-1/8"
GLASS SIZE	23"	29"	40-3/16"



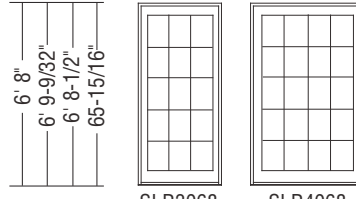
SL26610 SL30610 SL40610



SL2680 SL3080 SL4080

FRENCH SLIDING DOOR REPLACEMENT SIDE LIGHT ELEVATIONS

CFSD/WFSD B.U.	3' 1-5/8"	4' 1-5/8"
WFSD U.D.	3' 4-3/16"	4' 4-3/16"
R. OPG.	3' 2-1/8"	4' 2-1/8"
GLASS SIZE	28-3/16"	40-3/16"

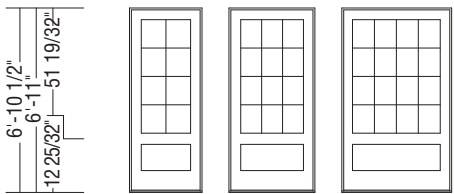


SLR3068 SLR4068


Light Pattern Shown Is Standard.

FRENCH SLIDING PANEL DOOR SIDE LIGHT ELEVATIONS

CFSD B.U.	2' 8-7/16"	3' 2-7/16"	4' 1-5/8"
R. OPG.	2' 8-15/16"	3' 2-15/16"	4' 2-1/8"
PANEL/GLASS	23"	29"	40-3/16"

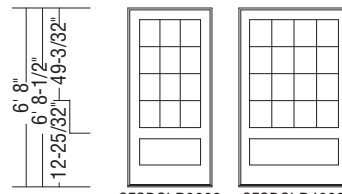


CFSDSL26610 2W4H CFSDSL30610 3W4H CFSDSL40610 4W4H



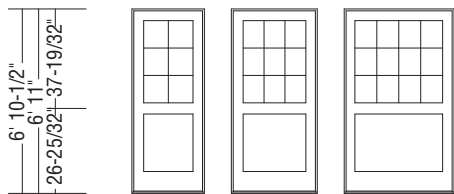
CFSDSL2680 2W5H CFSDSL3080 3W5H CFSDSL4080 4W5H

CFSD B.U.	2' 6-5/8"	2' 6-5/8"
R. OPG.	2' 4-9/16"	2' 4-9/16"
PANEL/GLASS	23"	23"



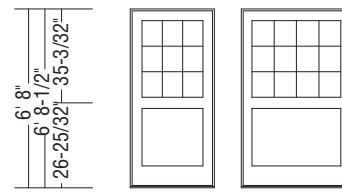
CFSDSLR3068 3W4H CFSDSLR4068 4W4H

CFSD B.U.	2' 8-7/16"	3' 2-7/16"	4' 1-5/8"
R. OPG.	2' 8-15/16"	3' 2-15/16"	4' 2-1/8"
PANEL/GLASS	23"	29"	40-3/16"




CFSDSL26610 2W3H CFSDSL30610 3W3H CFSDSL40610 4W3H

CFSD B.U.	2' 6-5/8"	2' 6-5/8"
R. OPG.	2' 4-9/16"	2' 4-9/16"
PANEL/GLASS	23"	23"

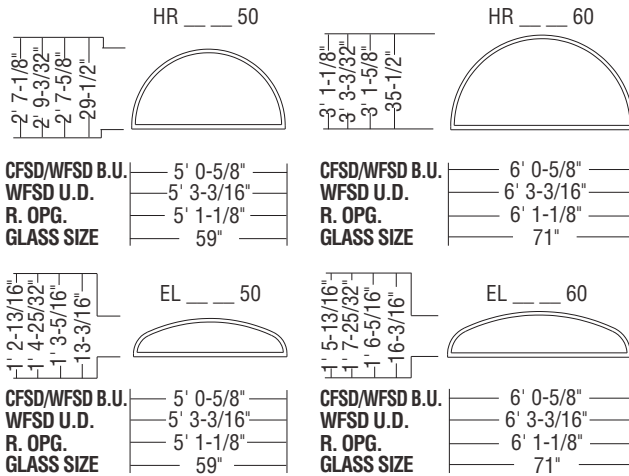


CFSDSLR3068 3W3H CFSDSLR4068 4W3H



CFSDSL2680 2W4H CFSDSL3080 3W4H CFSDSL4080 4W4H

FRENCH SLIDING DOOR HALF-ROUND AND ELLIPSE ELEVATIONS



Light Pattern Shown Is Standard.

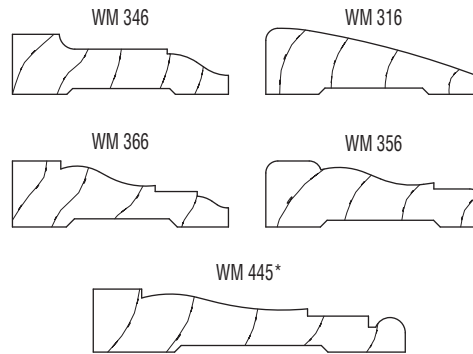
FRENCH SLIDING DOOR OPENING SPECIFICATIONS

UNIT CODE	CLEAR OPENING			DAYLIGHT SQ. FT.	VENT. SQ. FT.
	SQ. FT.	WIDTH	HEIGHT		
50610	12.5	22-1/2"	79-11/16"	20.7	12.5
5080	14.6	22-1/2"	93-3/16"	24.8	14.6
R6068	14.8	27-11/16"	77-3/16"	24.6	14.8
60610	15.8	28-1/2"	79-11/16"	26.3	15.8
6080	18.4	28-1/2"	93-3/16"	31.6	18.4
R8068	21.3	39-11/16"	77-3/16"	35.4	21.3
80610	22.0	39-11/16"	79-11/16"	36.8	22.0
8080	25.7	39-11/16"	93-3/16"	44.2	25.7
100610-4	25.3	45-3/4"	79-11/16"	41.4	25.3
10080-4	29.6	45-3/4"	93-3/16"	49.6	29.6
120610-4	32.0	57-3/4"	79-11/16"	52.6	32.0
12080-4	37.4	57-3/4"	93-3/16"	63.1	37.4
160610-4	44.3	80-1/8"	79-11/16"	73.6	44.3
16080-4	51.9	80-1/8"	93-3/16"	66.2	51.9

Four Panel Clear Opening is with both Operative Panels Opened.

RADIUS CASINGS

Pine, oak, alder, and douglas fir radius casings available in the styles and widths shown. Widths shown are 2-1/4" and 3-1/4".



*available in 3-1/4" width only.

NOTE

Insert the following prefix codes before the unit number when ordering from our French sliding door product line:

- CFSD = Clad French sliding door
- CFSDT = Clad French sliding door transom
- CFSDSL = Clad French sliding door side light
- HRCFSD = Clad French sliding door half round
- ELCFSD = Clad French sliding door ellipse
- WFSD = Wood French sliding door
- WFSDT = Wood French sliding door transom
- WFSDSL = Wood French sliding door side light
- HRWFSD = Wood French sliding door half round
- ELWFSD = Wood French sliding door ellipse